



start with this edge at the top

# Huyang

start with this side down

© Chris Alexander 2024 all rights reserved



Free Video




Tutorial



start with this side up and this edge at the top



step  
26



step  
26