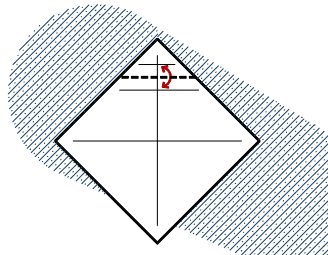
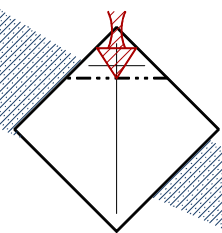


5.



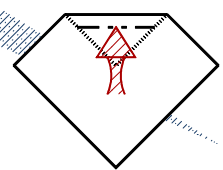
Valley fold and unfold.

6.



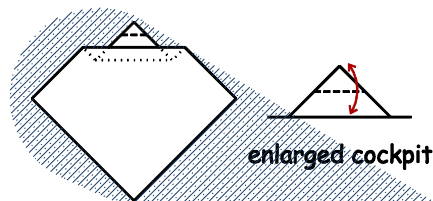
Sink fold on the crease formed in step 3. (see page 5)

7.



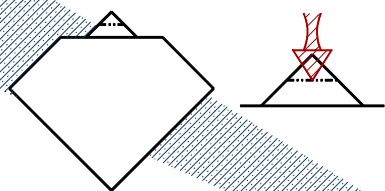
Sink fold the hidden triangle on the crease formed in step 5.

8.



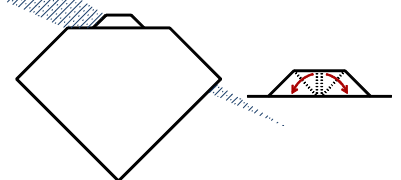
Valley fold and unfold.

9.



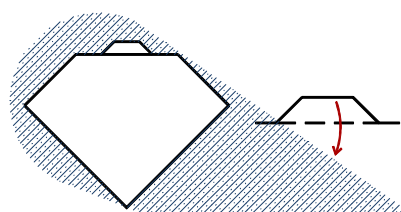
Sink fold.

10.



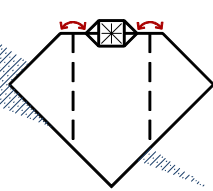
Reverse fold the two hidden triangles.

11.



Valley fold.

12.



Valley fold and unfold. Repeat behind.